


My First Scale Book

for clarinet

by

Sean Osborn

Copyright 2017  Octogram Press

F Major

Beginner

Practice all with slurs, and long tongued notes. Memorize the scale and the arpeggio.

Sean Osborn

Scale

Arpeggio

1 2 3 4 5 6 7 8(1) 7 6 5 4 3 2 1 1 3 5 8(1) 5 3 1

1

*Look ahead.
Think ahead.*

2

3

4

G Major

Beginner

Practice all with slurs, and long tongued notes. Memorize the scale and the arpeggio.

Sean Osborn

Scale Arpeggio



1



*Look ahead.
Think ahead.*

2




3



4

L R L L/R L/R *sim.*



Break Exercises

Sean Osborn

1



Roll your first finger

2



Roll first finger and thumb, in opposite directions.

3

Repeat each measure until mastered



Keep Right Hand Down (RHD) throughout

C Major

Practice all with slurs, and long tongued notes. Memorize the scale and the arpeggio.

Sean Osborn

Scale Arpeggio



1 Right Hand Down (RHD)



*Look ahead.
Think ahead.*

2



3 Right Hand Down (RHD)



4 *simile*



F Major

Intermediate Beginner


Practice all with slurs, and long tongued notes. Memorize the scale and the arpeggio.

Sean Osborn

Scale



Arpeggio




1



2

practice with both fingering combinations



Thirds



G Major

Intermediate Beginner


Practice all with slurs, and long tongued notes. Memorize the scale and the arpeggio.

Sean Osborn


Scale




Arpeggio



1



2 *practice with both fingering combinations*



Thirds



C Major

Intermediate Beginner

Practice all with slurs, and long tongued notes. Memorize the scale and the arpeggio.

Sean Osborn

Scale

Musical notation for the C major scale, ascending and descending. The ascending scale is marked with 'L/R R' and the descending scale with 'R L/R'. A fermata is placed over the final note of the descending scale.

Arpeggio

Musical notation for the C major arpeggio, ascending and descending. The ascending arpeggio is marked with 'R' and the descending arpeggio with 'R'. A fermata is placed over the final note of the descending arpeggio.

1

Musical notation for exercise 1, a scale starting on G4. It is marked with 'R' at the beginning.

2

Keep tongue high in mouth "EEE"

Musical notation for exercise 2, a scale starting on G4. It is marked with 'R' at the end.

Thirds

Musical notation for the first part of the thirds exercise, ascending and descending. The ascending part is marked with 'L/R R L/R R' and the descending part with 'R'. A fermata is placed over the final note of the descending part.

Musical notation for the second part of the thirds exercise, ascending and descending. The ascending part is marked with 'R L/R R L/R'.


B-flat Major

Intermediate Beginner


Practice all with slurs, and long tongued notes. Memorize the scale and the arpeggio.

Sean Osborn

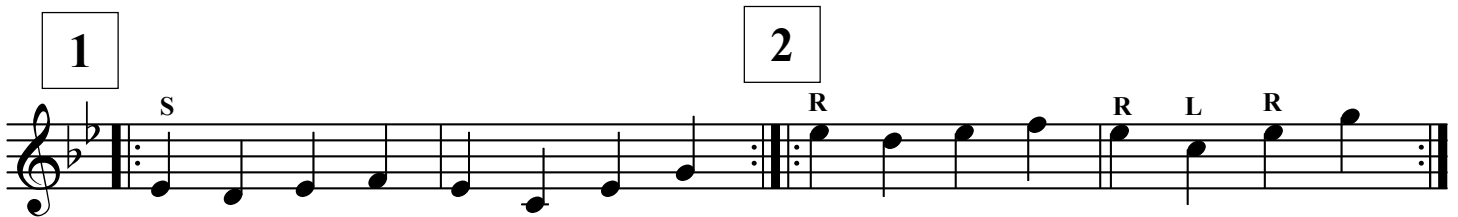
Scale



Arpeggio



1 **2**



3 *Keep tongue high in mouth "EEE"*



Thirds



D Major

Intermediate Beginner

Practice all with slurs, and long tongued notes. Memorize the scale and the arpeggio.

Sean Osborn

Scale

Musical notation for the D major scale in treble clef, 2/4 time. The scale is written with slurs and includes fingering: L R for the first two notes and R L for the last two notes.

Arpeggio

Musical notation for the D major arpeggio in treble clef, 2/4 time. The notes are D, F#, A, D, F#, A, D, F#, A, D, F#, A, D, F#, A, D.

1 *resonate high D with low Ab key*

Musical notation for exercise 1 in D major, 2/4 time. It consists of a series of eighth notes: D, F#, A, D, F#, A, D, F#, A, D, F#, A, D, F#, A, D.

2 *practice with both fingering combinations*

Musical notation for exercise 2 in D major, 2/4 time. It consists of a series of eighth notes with alternating fingering: R L R R L R L R R L L. The notes are D, F#, A, D, F#, A, D, F#, A, D, F#, A, D, F#, A, D.

Thirds

Musical notation for thirds in D major, 2/4 time. The notes are D, F#, A, D, F#, A, D, F#, A, D, F#, A, D, F#, A, D.

Musical notation for a descending scale in D major, 2/4 time. The notes are D, F#, A, D, F#, A, D, F#, A, D, F#, A, D, F#, A, D.

Chromatic Scale

Intermediate Beginner

Practice all with slurs, and long tongued notes. Memorize the scale.

Sean Osborn

The musical score consists of three staves of music in treble clef, 4/4 time. The first staff contains the first eight measures of the scale, starting on middle C. The second staff contains the next eight measures, continuing the scale up to G4. The third staff contains the final eight measures, continuing the scale down to C3. Fingerings are indicated by letters L (left hand) and R (right hand) above the notes. Slurs are placed over groups of notes. The piece ends with a double bar line and a repeat sign.

Staff 1: L/R R L (measures 1-2), Ψ (measure 3), L (measures 4-5), S (measures 6-7), L/R R L (measures 8-9)

Staff 2: Ψ (measures 10-11), L (measures 12-13), L (measures 14-15), Ψ (measures 16-17), L R L/R (measures 18-19)

Staff 3: S (measures 20-21), L (measures 22-23), Ψ (measures 24-25), L R L/R (measures 26-27)

E-flat Major


Intermediate Beginner

Practice all with slurs, and long tongued notes. Memorize the scale and the arpeggio.

Scale Sean Osborn




Arpeggio



1



2



Thirds



A Major

Intermediate Beginner

Practice all with slurs, and long tongued notes. Memorize the scale and the arpeggio.

Sean Osborn

Scale

L R R L

Arpeggio

R R

1

2

L/R R

Thirds

L R L R

R L R L

A-flat Major

Intermediate Beginner

Practice all with slurs, and long tongued notes. Memorize the scale and the arpeggio.

Sean Osborn

Scale

S R L R R L R S

Arpeggio

S L R R L S

1

R R L R L R R L R R R R

2

R R R

Thirds

S S R R L R L R

R L R L R R S S

E Major

Intermediate Beginner

Practice all with slurs, and long tongued notes. Memorize the scale and the arpeggio.

Scale

Sean Osborn

Arpeggio

1

2

Thirds

D-flat Major

Intermediate Beginner

Practice all with slurs, and long tongued notes. Memorize the scale and the arpeggio.

Scale Sean Osborn

Arpeggio

1 2

3

Thirds

B Major

Intermediate Beginner

Practice all with slurs, and long tongued notes. Memorize the scale and the arpeggio.

Scale

Sean Osborn

Musical notation for the B Major scale, ascending and descending. The key signature has three sharps (F#, C#, G#) and the time signature is common time (C). The ascending scale is marked with a right-hand (R) fingering and a slur. The descending scale is marked with a slur.

Arpeggio

Musical notation for the B Major arpeggio. The key signature has three sharps (F#, C#, G#). The arpeggio is marked with a slur and includes fingerings: S (1) for B, L (2) for D, L (3) for E, L (4) for F#, M (5) for G#, L (2) for A, and L (3) for B.

1

Musical notation for exercise 1, B Major scale. The key signature has three sharps (F#, C#, G#). The exercise is marked with a slur and includes fingerings: M (1) for B, L (2) for D, L (3) for E, L (4) for F#, M (5) for G#, L (2) for A, and L (3) for B.

2

Musical notation for exercise 2, B Major scale. The key signature has three sharps (F#, C#, G#). The exercise is marked with a slur and includes fingerings: L (2) for D, L (3) for E, L (4) for F#, M (5) for G#, L (2) for A, and L (3) for B.

Thirds

Musical notation for B Major thirds, ascending. The key signature has three sharps (F#, C#, G#). The exercise is marked with a slur and a right-hand (R) fingering. The notes are B, D, E, F#, G#, A, B.

Musical notation for B Major thirds, descending. The key signature has three sharps (F#, C#, G#). The exercise is marked with a slur and a left-hand (L) fingering. The notes are B, A, G#, F#, E, D, B.

G-flat/F-sharp Major

Intermediate Beginner

Practice all with slurs, and long tongued notes. Memorize the scale and the arpeggio.

Scale *figure out the best fingerings*

Sean Osborn



Arpeggio




Scale



Arpeggio




Thirds



a minor

Sean Osborn


Natural



Harmonic



Melodic



e minor


Natural



Harmonic




Melodic




d minor


Natural



Harmonic



Melodic



b minor


Natural



Harmonic



Melodic



g minor


Natural



Harmonic



Melodic



f-sharp minor

Natural



Harmonic



Melodic



c minor


Natural



Harmonic



Melodic



c-sharp minor


Natural



Harmonic



Melodic



f minor


Natural



Harmonic



Melodic



g-sharp minor

Natural



Harmonic



Melodic



b-flat minor


Natural



Harmonic



Melodic



e-flat minor

Natural



Harmonic



Melodic

